



BALTIC SEA GAMES

TRACK AND FIELD

TALLINN

JULY 3 - 4, 1993

FIRST DAY, JULY 3

HAMMER

1	Benjaminas Viluckis	21. 3.61	Lithuania	72.82
	X X X X	72.82 X		
2	Per Karlsson	0. 0.67	Sweden	69.80
	67.78 69.62 69.80 67.04	X X		
3	Tomas Sjöström	0. 0.70	Sweden	65.22
	62.50 64.56 65.22 63.98	63.56 62.94		
4	Matti Raudsepp	6. 1.66	Estonia	60.86
	60.86 59.00 X X	59.72 X		
	Aleksejs Lukasenko	5. 7.69	Latvia	DNS

MEN 400 m hurdles

1	Igor Frolov	0. 0.74	Russia	51,69
2	Peter Eriksson	0. 0.64	Sweden	52,02
3	Egils Tebelis	12.12.72	Latvia	52,26
4	Aleksandr Bagajev	0. 0.62	Russia	52,34
5	Urmas Jõesaar	24. 1.68	Estonia	52,76
6	Vsevolod Lopatenko	28.11.72	Latvia	53,91
7	Tiit Mauer	31. 3.68	Estonia	54,05



WOMEN 400 m hurdles

1	Olga Nazarova	0. 0.62	Russia	55,68
2	Ana Ambraziene	12. 4.55	Lithuania	57,82
3	Lana Jekabsone	4.12.75	Latvia	1.00,21

MEN LONG JUMP

1	Vladlen Kapustjanski	0. 0.69	Russia	7.98	+2,0
	7.36 7.98 7.72 -7.56	7.69 7.44			
	+2,4 +2,0 +1,5 0	-0,1 -0,2			
2	Vjatseslav Bordukov	0. 0.59	Russia	7.93	+2,4
	7.93 7.82 x x	x 7.80			
	+2,4 +2,2	+0,9			
3	Redzinald. Stasaitis	5. 4.67	Lithuania	7.55	+0,6
	7.55 7.52 x 7.20	7.51 7.45			
	+0,6 +0,8	+0,5 +1,6 +0,5			
4	Helmut Rodke	5.12.69	Latvia	7.54	+1,8
	7.24 7.34 7.49 7.29	7.54 7.41			
	+2,4 +1,1 +2,0 +1,6	+1,8 +0,3			
	Erki Nool	25. 6.70	Estonia	DNS	

WOMEN 1500 m

1	Stefanija Statkuviene	5. 9.62	Lithuania	4.18,85
2	Jane Salumäe	17. 1.68	Estonia	4.28,78
3	Jelena Kulago	0. 0. 0	Latvia	4.47,85
4	Cecilie Trengereid	0. 0.76	Norway	5.29,33





WOMEN DISCUS

1	Austra Mikelyte	59.48	62.78	63.40	63.84	5. 5.69	Lithuania	63.84
						62.10 X		
2	Antonina Patoka	58.94	60.60	60.58	56.58	0. 0.63	Russia	60.60
						59.86 58.60		
3	Eha Rünne	52.84	52.54	X	53.84	25. 5.63	Estonia	54.46
						54.46 52.42		
4	Annika Larsson	X	50.68	49.00	48.64	0. 0.70	Sweden	50.68
						46.80 49.40		
5	Elju Kubi	49.48	49.58	50.36	X	25. 3.51	Estonia	50.36
						X X		
6	Iveta Garanca	49.58	X	X	X	0. 0. 0	Latvia	49.58
						X X		
7	Linda-Mari Mårtensson	45.34	48.28	47.22	47.20	0. 0.71	Sweden	48.28
						X 48.20		

MEN 1500 m

1	Andrei Mahonko					0. 0.71	Russia	3.54,82
2	Bronius Basalykas					11.12.70	Lithuania	3.55,05
3	Einars Tupuritis					0. 0. 0	Latvia	3.55,07
4	Marko Metsala					5. 2.74	Estonia	3.55,08
5	Povilas Fedorenka					5.10.64	Lithuania	3.55,29
6	Risto Ütsmüts					13. 5.68	Estonia	3.56,68
7	Andry Prodel					13. 9.68	Estonia	3.59,43
8	Ainar Keris					16. 7.72	Latvia	4.01,47
9	Girts Fogels					0. 0. 0	Latvia	4.04,28



MEN 3000 M STEEPLECHASE


1	Girts Fogels	4. 4.71	Latvia	9.04,25
2	Dainius Shauchikovas	24. 6.73	Lithuania	9.04,50
3	Veljo Lamp	2. 1.68	Estonia	9.05,36
4	Andris Sprivul	26. 3.74	Estonia	9.39,93
5	Paavo Rõigas	20. 8.69	Estonia	9.43,46

WOMEN 200 m, WIND +2,1

1	Marja Salmela	6. 9.69	Finland	24,09
2	Julia Tarasenko	0. 0.68	Russia	24,11
3	Linda Spulge	1. 7.73	Latvia	24,77
4	Rutti Luksepp	19. 6.74	Estonia	25,04
5	Audroni Mockeviciute	21. 9.64	Lithuania	25,28
	Riina Suhotskaja	2. 7.71	Estonia	DNS
	Olga Nazarova	0. 0.62	Russia	DNS

MEN 200 m, WIND +2,3

1	Innokenti Zharov	0. 0.69	Russia	21,10
2	Aleksei Knoroz	0. 0.63	Russia	21,28
3	Dmitri Mihailovich	0. 0.70	Russia	21,33
4	Vjatseslav Kocerjagins	0. 0. 0	Latvia	21,37
5	Ari Pakarinen	2. 5.68	Finland	21,50
6	Andrus Hämelane	8.11.69	Estonia	22,32
	Per Bloch Helmers	0. 0.70	Norway	DNS
	Peeter Tishler	13. 5.67	Estonia	DNS



WOMEN 100 m, WIND -0,6

1	Marja Salmela	6. 9.69	Finland	12,04
2	Rutti Luksepp	19. 6.74	Estonia	12,49
3	Linda Spulge	1. 7.73	Latvia	12,50
4	Eli Foleide	0. 0.72	Norway	12,63
5	Riina Suhotskaja	2. 7.71	Estonia	12,67
6	Oddrun Sunnarvik	0. 0.76	Norway	13,64
7	Larine Sollie	0. 0.77	Norway	13,70
8	Janne Hovden	0. 0.76	Norway	14,22

MEN 100 m, WIND +1,4

1	Aleksei Knoroz	0. 0.63	Russia	10,46
2	Dmitri Mihailovich	0. 0.70	Russia	10,47
3	Vilmantas Pipiras	12. 4.72	Lithuania	10,75
4	Guntis Zalitis	7. 3.67	Latvia	10,77
5	Peeter Tishler	13. 5.67	Estonia	10,88
6	Andrus Hämelane	8.11.69	Estonia	10,99
7	Ivo Kabelmets	8. 2.75	Estonia	11,14
8	Per Bloch Helmers	0. 0.70	Norway	11,98

MEN 10 000 m

1	Ceslovas Kundrotas	3. 1.61	Lithuania	30.01,91
2	Meelis Veilberg	11. 3.61	Estonia	30.01,95
3	Henno Haava	2. 2.73	Estonia	30.32,50
4	Rein Valdmaa	19.11.60	Estonia	30.34,12
5	Uldis Pastars	0. 0. 0	Latvia	30.36,21



MEN HIGH JUMP

1	Rolandas Verkys				17. 3.66	Lithuania	2.10
	2.05	2.10	2.13	2.16		2.10	
	o	o	-	xxx		o	
2	Marko Turban				14. 5.67	Estonia	2.10
	2.00	2.05	2.10	2.13		2.10	
	o	o	o	xxx		x	
	Peeter Palm				7. 4.72	Estonia	DNS

WOMEN TRIPLE JUMP

1	Inara Curko				0. 0. 0	Latvia	13.09
	X	X	13.09	12.03	12.99	X	
2	Virginija Grigaite				12. 6.71	Lithuania	12.83
	12.82	12.83	X	X	X	12.28	
3	Gundega Sproge				0. 0. 0	Latvia	12.42
	X	12.35	12.16	12.42	X	X	
4	Eli Foleide				0. 0.72	Norway	11.87
	11.87	9.95	11.43	X	11.69	X	
5	Jill Osa				0. 0.78	Norway	9.36
	X	9.32	9.36	X	9.11	X	



MEN JAVELIN

1	Dainis Kula			0. 0. 0	Latvia	74.86
	74.52	73.02	72.76	74.86 X	X	
2	Marcis Strobinders			12. 6.66	Latvia	74.10
	69.22	72.56	73.20	74.10	73.82 X	
3	Margus Kübar			31. 1.71	Estonia	73.18
	X	67.56	X	67.20	70.56	73.18
4	Arunas Jurkshas			3. 5.72	Lithuania	71.34
	65.86	71.34	X	69.08	70.02	69.58
5	Donald-Aik Sild			3.10.68	Estonia	69.88
	69.22	66.78	X	68.78	69.88	68.54

MEN 5000 m

1	Pavel Andrejev			0. 0.70	Russia	14.43,67
2	Heiki Sarapuu			11.12.65	Estonia	14.44,52
3	Rain Miljan			28.12.72	Estonia	14.44,55
4	Raimondas Juodeshka			0. 0.69	Lithuania	14.44,72
5	Normunds Freimanis			1.11.72	Latvia	14.49,04



WOMEN SHOT PUT

1	Monika Raizgiene	2. 4.65	Lithuania	16.02
	15.21 15.93 15.31 X	15.28 16.02		
2	Linda-Mari Mårtensson	0. 0.71	Sweden	15.91
	14.92 X 14.84 15.75	15.91 15.70		
3	Eha Rünne	25. 5.63	Estonia	15.67
	15.36 15.37 15.67 14.96	15.38 15.45		
4	Antonina Patoka	0. 0.63	Russia	15.31
	14.42 15.31 15.05 14.40	14.81 15.13		
5	Caroline Isgren	0. 0.66	Sweden	14.37
	X 14.02 14.37 X	14.13 14.35		
6	Margit Kaljumäe	20. 6.74	Estonia	12.41
	11.72 12.06 X	11.55 12.41 11.76		
7	Elisabeth Berentsen	0. 0.76	Norway	8.60
	8.60 8.04 X 7.97	X X		
8	Hilde Eliassen	0. 0.76	Norway	8.51
	8.52 7.29 7.77 X	7.13 7.67		
	Kristina Burba	6. 4.71	Estonia	DNS



WOMEN LONG JUMP

1	Virge Naeris				12.12.69	Estonia	6.22	+0,4
	5.92	5.93	x	6.22	x	6.18		
	+2,5	-0,6		+0,4		+1,4		
2	Elena Blazevica				11. 5.70	Latvia	6.19	+2,5
	6.16	x	6.12	x	5.96	6.19		
	+2,7		+0,9		-0,4	+2,5		
3	Margit Parve				11. 9.74	Estonia	6.13	+2,2
	6.02	5.90	6.08	6.01	x	6.13		
	+0,6	+1,7	+0,8	+1,7		+2,2		
4	Helle Aro				9.12.60	Finland	6.01	+2,7
	5.94	6.01	5.79	5.70	x	-		
	+2,3	+2,7	+1,0	+2,2				
5	Neringa Jakshtiene				18.10.63	Lithuania	5.98	+3,0
	5.77	5.92	5.94	5.98	-	-		
	+0,3	+1,3	+1,9	+3,0				
6	Larine Sollie				0. 0.77	Norway	4.77	+2,5
	4.77	x	x	4.44	4.56	4.62		
	+2,5			+0,7	+1,0	+2,7		
7	Janne Hovden				0. 0.76	Norway	4.69	+3,8
	x	x	4.46	4.69	x	4.35		
			+1,8	+3,8		+1,9		
8	Jill Osa				0. 0.78	Norway	4.62	+1,9
	x	x	4.62	x	4.54	4.48		
			+1,9		-0,4	+2,5		
	Oddrun Sunnarvik				0. 0.76	Norway	0	
	x	x	x					
	Eli Foleide				0. 0.72	Norway	DNS	



MEN DISCUS

1	Aleksandr Borichevski	0. 0.70	Russia	59.12
	58.82 x	59.12 56.26	56.92 56.90	
2	Aleksander Tammert	2. 2.73	Estonia	54.34
	x 50.86 52.64	53.76 54.34	x	
3	Pavel Barošnikov	0. 0.73	Russia	51.98
	47.88 50.02 51.92	51.98 51.42	x	
4	Andris Amers	8. 6.63	Latvia	45.44
	44.92 45.42 44.74	45.02 45.44	x	
5	Sven Reintak	17. 6.63	Estonia	44.88
	43.62 44.88 x	44.10 x	43.56	

WOMEN 400 m

1	Julia Tarasenko	0. 0.68	Russia	54,24
2	Ana Ambraziene	14. 4.55	Lithuania	55,76
3	Killu Ratas	24. 4.75	Estonia	56,82
4	Ginta Grunte	1. 5.69	Latvia	57,66
5	Inga Feldmane	8.11.75	Latvia	59,18


MEN 400 m

1	Innokenti Zharov	0. 0.68	Russia	47,26
2	Roman Roslavchev	0. 0.71	Russia	47,59
3	Aivar Ojastu	21. 9.61	Estonia	47,96
4	Inguns Sviklins	0. 0. 0	Latvia	48,51
5	Rainis Jaansoo	30. 9.66	Estonia	49,14
6	Junnu Ikonen	5. 5.74	Finland	49,36
7	Aivar Krichans	3. 9.66	Latvia	50,23
	Vsevolod Lopatenko	28.11.72	Latvia	DNS



POLE VAULT

1	Valeri Bukrejev 5.50 o	15. 6.64	Estonia	5.50
2	Aleksandrs Matusevics 4.80 4.90 5.00 5.10 5.20 xo - o xo xxx	2. 5.73	Latvia	5.10
3	Aivar Hommik 4.60 4.70 4.80 4.90 xo o xo xxx	15. 5.66	Estonia	4.80
4	Aleksander Danilov 4.60 4.70 o xxx	0. 0. 0	Latvia	4.60
5	Andres õunap 4.60 4.70 4.80 o - xxx	21. 6.69	Estonia	4.60
	Vitali Stepanov 5.20 xxx	0. 0.65	Russia	0
	Juha Rauhaniemi 5.00 xxx	7. 5.69	Finland	0
	Jussi Autio 4.70 xxx	5. 4.75	Finland	0



WOMEN 4 x 100 m

1	Latvia	47,09	Lana Jekabsone Ludmila Olijare
	Jelena Blazevica Linda Spulge		
2	Russia	47,13	Jelena Topshina Olga Nazarova
	Tatjana Zemskova Julia Tarasenko		
3	Estonia	48,19	Margit Parve Riina Suhotskaja
	Kertu Tiitso Rutti Luksepp		
4	Norway	52,67	Eli Foleide Oddrun Sunnarvik
	Larine Sollie Jill Osa		

MEN 4 x 100 m

1	Russia	40,84	Innokenti Zharov Aleksi Knoroz
	Aleksandr Bogajev Dmitri Mihailovich		
2	Latvia	41,32	Guntis Peders Helmuts Rodke
	Vsevolods Lapotenko Guntis Zalitis		
3	Estonia	41,62	Andrus Hämelane Erki Nool
	Ivo Kabelmets Peeter Tishler		



SECOND DAY, JULY 4

MEN SHOT PUT

1	Vitalijus Mitkus	9. 6.65	Lithuania	18.55
	18.27 18.55 18.11 x	18.37 x		
2	Margus Tammaru	24. 8.71	Estonia	17.14
	15.76 16.92 16.99 17.14	16.85 16.82		
	Aleksejs Lukasenko	5. 7.69	Latvia	DNS
	Ants Kiisa	30.10.69	Estonia	DNS

WOMEN 800 m

1	Tatjana Zemskova	0. 0.66	Russia	2.06,21
2	Agneta Land	20. 9.75	Estonia	2.14,26
3	Elena Kulago	20. 3.70	Latvia	2.17,79
	Evelin Heiste	28. 3.72	Estonia	DNF




MEN 800 m

1	Rolandas Vasiliauskas	19. 9.64	Lithuania	1.51,83
2	Einars Tupuritis	9.12.73	Latvia	1.51,93
3	Marko Metsala	5. 2.74	Estonia	1.52,55
4	Andrei Mahonko	0. 0.71	Russia	1.52,74
5	Raivo Raspel	22. 5.62	Estonia	1.53,77
6	Povilas Fedorenka	5.10.64	Lithuania	1.54,66
7	Risto Ütsmüts	13. 5.68	Estonia	1.57,97
	Andry Prodel	13. 9.68	Estonia	DNS

MEN TRIPLE JUMP

1	Audrius Raizgys	4. 4.69	Lithuania	17.16
	16.41 17.16 -	16.10 16.55 16.31		
	+2.8 +3,0	+1,1 +3,0 +2,0		
2	Vjatseslav Bordukov	0. 0.59	Russia	16.58
	15.50 16.13 16.58 X	- -		
	+0,5 +1,9 +1,0			
3	Juri Sotnikov	0. 0.69	Russia	16.52
	X X 16.44 16.01 X	16.52		
	+2,3 +1,0	+1,4		
4	Ismo Penttilä	28. 6.70	Finland	14.59
	14.59 X 14.35 X	X 14.59		
	+4,3 +2,5	+2,3		
5	Hannes Männik	3. 5.66	Estonia	14.28
	13.55 14.28 14.16 X	- -		
	+4,1 +0,6 +2,7			
	Maris Bruziks	25. 8.62	Latvia	DNS



WOMEN JAVELIN

1	Ljudmila Konon	0. 0.69	Russia	55.40
	55.40 X 49.32 52.70 54.10 X			
2	Tatjana Sudarikova	0. 0.73	Russia	54.62
	51.30 49.38 50.76 47.68 52.76 54.62			
3	Maret Kalviste	19. 4.55	Estonia	54.16
	54.16 X X 51.58 49.46 53.28			
4	Rita Ramanauskaite	22. 2.70	Lithuania	53.98
	49.08 53.22 53.98 X 53.96 51.02			
5	Iveta Lochmela	9. 6.73	Latvia	49.26
	46.56 42.90 44.12 42.50 49.26 X			
6	Ruth Põldots	22. 8.75	Estonia	44.68
	44.68 X X 39.60 40.82 39.72			
7	Hilde Eliassen	0. 0.76	Norway	28.02
	X 28.02 X X X 23.98			
8	Elisabeth Berentzen	0. 0.76	Norway	27.84
	27.84 26.28 X X 24.98 X			

WOMEN 3000 m

1	Stefanija Statkuvienė	5. 9.62	Lithuania	9.28,10
2	Klara Kashapova	0. 0.70	Russia	9.28,75
3	Jane Salumäe	17. 1.68	Estonia	9.36,79
4	Anita Klapote	5.11.73	Latvia	10.16,83



WOMEN HIGH JUMP

1	Jelena Topchina	0. 0.66	Russia	1.92
	1.80 1.83 1.86 1.89	1.92 1.95		
	o o o o	o xxx		
2	Valentina Gotovska	3. 9.65	Latvia	1.92
	1.80 1.83 1.86 1.89	1.92 1.95		
	o o o o	xo xxx		
3	Jelena Ivanova	0. 0.71	Russia	1.86
	1.75 1.80 1.83 1.86	1.89		
	o o xo o	xxx		
4	Liina Pöldots	22. 8.75	Estonia	1.70
	1.60 1.65 1.70 1.75			
	o o o xxx			

MEN 110 m H, WIND +3,0

1	Igors Kazanovs	0. 0. 0	Latvia	13,48
2	Dmitri Buldov	0. 0.68	Russia	13,82
3	Guntis Peders	3.10.74	Latvia	13,87
4	Vadim Kurach	0. 0.70	Russia	13,93
5	Pekka Vesterinen	1. 4.67	Finland	13,93
6	Hendrik Leetmäe	10. 3.64	Estonia	14,52

WOMEN 100 m H, WIND +3,8

1	Neringa Jakshtiene	18.10.63	Lithuania	13,77
2	Helle Aro	9.12.60	Finland	13,88
3	Virge Naeris	12.12.69	Estonia	13,97
4	Kertu Tiitso	6. 2.71	Estonia	14,22
5	Ludmila Olijare	5. 2.58	Latvia	14,33
6	Katrin Talak	9. 6.74	Estonia	14,84



MEN 4 x 400 m

1	Latvia Inguss Sviklins Egils Tebelis	3.12,17	Aivars Krisans Vjaceslavs Kocerjagin
2	Russia Innokenti Zharov Igor Frolov	3.12,54	Aleksandr Bagajev Roman Rostovtsev
3	Estonia Raivo Rospel Rainis Jaansoo	3.13,47	Urmas Jõesaar Aivar Ojastu

PEETER RANDARU
CHIEF JUDGE OF COMPETITION

HEINO KUUSARU
CHIEF SECRETARY

